

www.konatti.com

Mower Machinery & Spare Parts



Konatti

Mower Machinery & Parts







ABOUT US

Our company was established in 1980 as a one of group companies which manufacturing Harvester & Baler and Agricultural equipment.

As a production policy, our company always aims to offer the best quality at the most affordable price. Since the export potential is increasing day by day, I felt the need to create a new company and appear before you, our valued customers, with its renewed face named KONATTI.

Konatti's agricultural production potential is increasing day by day and trying to provide better service to you, our valued customers, with its increasing stocks. KONATTI agriculture attaches great importance to export



Mower Machinery & Parts



Mission

We are always oriented customer and we take care to be complete in terms of both quality and service. Our effort to provide customer service has been the foundation of who we are and what we do from day one.



Vision

It is proud to state that it always aims for the future, while proving itself in every field across the country.



Quality Policy

KONATTI carries out the highest quality and highest performance productions of our country in its own sector with its professional staff consisting of technical staff. Service diversity and production quality are evident with the favor of its customers.



SINGLE ACTION SICKLE BAR MOWER



Konatti
Mower Machinery & Parts



SINGLE ACTION SICKLE BAR MOWER



KT125.01001

FINGER LONG



KT125.01002

FINGER SHORT



KT125.01003

FINGER BLADE



KT125.01004

CAST STEEL UPPER
BLADE PRESSURE



KT125.01005

UPPER BLADE PRESSURE



KT125.01006

UPPER BLADE PRESSURE
NARROW



KT125.01007

ROD SECTION SETTING SHEET



KT125.01008

CAST STEEL HEAD PRESSURE



KT125.01009

PRESSURE



KT125.01010

THICK STRAW BAR



KT125.01011

BLADE HEAD
NEW MODEL



KT125.01012

BLADE HEAD



KT125.01013

VOLANT SHAFT



KT125.01014

VOLANT COMPLETE



KT125.01015

POWER TAKE SHAFT



KT125.01016

TRIPLE PISTON ROD



KT125.01017

LONG ARM BALL CAP



KT125.01018

**ECCENTRIC LONG ARM
COMPLETE**



KT125.01019

**GROOVE DRIVING PULLEY
LARGE**



KT125.01020

**GROOVE DRIVING PULLEY
SMALL**



KT125.01021

**TRIPLE SHAFT
SHAFT THIN**



KT125.01022

**TRIPLE SHAFT
SHAFT THICK**



KT125.01023

**AUTOMATIC CLAMP
WITH BOLT**



KT125.01024

CLAMP BOLT



SINGLE ACTION SICKLE BAR MOWER



KT125.01025

ROD WITH PIN



KT125.01026

**COMPLETE WING LOCKER
WHIT SPRING**



KT125.01027

SUSPENSION



KT125.01028

SUSPENSION PIN



KT125.01029

EXT. RUNNER SLIDE



KT125.01030

RUNNER WIDE INT. SLIDE



KT125.01031

BODY SLIDE



KT125.01032

OUTER BAR SUPPORT



KT125.01033

WING SHEET



KT125.01034

3RD POINT FRAME



KT125.01035

**BAR MT.
180 cm**



KT125.01036

**ROD SECTION
BLADE MT. 1.80 cm**



KT125.01037

**COMPLETE RIB.
TOOTH BLADE 1.80 CM**



KT125.01038

ASS.ING SNAP TIGHTE.FBR PLUS



KT125.01039

**SUPPORT ROD
COMPLETE**



KT125.01040

SUPPORT ROD UPPER



KT125.01041

SUPPORT ROD UNDER



KT125.01042

THIRD POINT BUSH



KT125.01043

LIFTING CONNECTION



KT125.01044

CONNECTING FORK



KT125.01045

**BLADE
TENSIONER ASSEMBLY**



KT125.01046

FRAME LINK HOOK



KT125.01047

BIG BUSH



KT125.01048

BUSH



SINGLE ACTION SICKLE BAR MOWER



KT125.01049

BUSH SET



KT125.01050

**RIVET
5x20 mm**



KT125.01051

**RIVET
5x13 mm**



KT125.01052

PTO SHAFT



KT125.01053

**BELT
17x1025 mm Li**





DOUBLE ACTION SICKLE BAR MOWER



Konatti
Mower Machinery & Parts



DOUBLE ACTION SICKLE BAR MOWER



KT225.01001

KT.13014240

RIVETED TOOTH



KT225.01002

KT.13014220

MOVABLE TOOTH EV011



KT225.01003

KT.13013151

LOWER DOUBLE BLADE GUIDE



KT225.01004

KT.G13013511

LOWER SINGLE BLADE GUIDE



KT225.01005

KT.21120042

LOWER BLADE GUIDE



KT225.01006

KT.21120312

SUP.INTERNAL BLADE GUIDE



KT225.01007

KT.21120039

UPPER OUT. BLADE GUIDE



KT225.01008

KT.21120267

INTERNAL SECTION BLADEHEAD



KT225.01009

KT.21120259

EXT.COMPLETE TOOTH BLADEHEAD



KT225.01010

KT.13013230

DEMONT.TOOTH BLADEHEAD



KT225.01011

KT.21120041

UPPER BLADE GUIDE



KT225.01012

KT.21120232

UPPER INTERNAL BLADE GUIDE



KT225.01013

KT.19203301

UPPER BLADE GUIDE REMOVABLE



KT225.01014

KT.19203311

UPPER BLADE INT. GUIDE REMOVABLE



KT225.01015

KT.2236600

ANTIVIBRATION FORK COMP.



KT225.01016

KT.21120070

ANTIVIBRATION FORK BUSHING



KT225.01017

KT.21120045

INTERNAL LOWER BLADE GUIDE



KT225.01018

KT.21120128

ECCANTRIC BEARING (R)UNIT



KT225.01019

KT.21170021

ECCANTRIC BEARING (L)UNIT



KT225.01020

KT.21170020

HINGE ECCENTRIC



KT225.01021

KT.21120223

HINGE SPINDLE



KT225.01022

KT.21120152

POWER TAKE SHAFT



KT225.01023

KT.21120224

ECCENTRIC ARM SHAFT



KT225.01024

KT.13018160

INTERNAL SLIDE



DOUBLE ACTION SICKLE BAR MOWER



KT225.01025

KT.13018180

EXTERNAL SLIDE



KT225.01026

KT.19200903

OUTER BAR SUPPORT



KT225.01027

KT.21120134

SWATHBOARD - ASSY.



KT225.01028

KT.12236500

HINGE



KT225.01029

KT.21030015

PTO SUPPORT



KT225.01030

KT.21120118

DRIVEN PULLEY 3 SHEAVES



KT225.01031

KT.21120117

3 GROOVE DRIVING PULLEY



KT225.01032

KT.12217950

FORK FOR TRIP TIE-ROD



KT225.01033

KT.21120243

KNIFE



KT225.01034

KT.13013861

**COMPLETE RIB. TOOTH BLADE
180 cm**



KT225.01035

KT.21120240

**CUTTING BLADE
MT.180 cm**



KT225.01036

KT.13012221

BAR MT. 180 cm



KT225.01037

KT.21120246

**ROD SECTION BLADE
MT. 180 cm**



KT225.01038

KT.21120251

**ROD SECTION
MT. 180 cm**



KT225.01039

KT.13013871

**COMPLETE RIB. TOOTH
BLADE 205 cm**



KT225.01040

KT.21120241

**CUTTING BLADE
MT. 205 cm**



KT225.01041

KT.13012261

BAR MT. 205 cm



KT225.01042

KT.21120247

**ROD SECTION BLADE
MT. 205 cm**



KT225.01043

KT.21120252

**ROD SECTION
MT. 205 cm**



KT225.01044

KT.13013881

**COMPLETE RIB. TOOTH
BLADE 235 cm**



KT225.01045

KT.21120242

**CUTTING BLADE
MT. 235 cm**



KT225.01046

KT.13012301

**BAR
MT. 235 cm**



KT225.01047

KT.21120248

**ROD SECTION BLADE
MT. 235 cm**



KT225.01048

KT.21120253

**ROD SECTION
MT. 235 cm**



DOUBLE ACTION SICKLE BAR MOWER



KT225.01049

KT.12219330

SHORT ARM



KT225.01050

KT.12219290

CENTRAL ARM



KT225.01051

KT.19205340

INTERNAL RUNNER ASS.BLY



KT225.01052

KT.12236690

CONNECTING ROD SUPPORT



KT225.01053

KT.12218160

SLIDING ROD



KT225.01054

KT.21120215 / KT.21120216

**INNER AND OUTER
PROTECTION CASE**



KT225.01055

KT.12217592

3RD POINT FRAME



KT225.01056

KT.16214150

**MARKER SPRING
6x370 mm**



KT225.01057

KT.21030035

CHAIN L.900



KT225.01058

KT.12219180

CHAIN D.8 L255



KT225.01059

KT.21120007

ARM SIDE CHAIN L.600



KT225.01060

KT.20800061

WOODEN SWATHBOARD ROD



KT225.01061

KT.12219200

BASE SUPPORT BAR



KT225.01062

KT.13011660

PLASTIC WARNING STICK



KT225.01063

KT.21120319

HINGE ARM SPRING



KT225.01064

KT.21120048

BUSH



KT225.01065

KT.21120156

SLOTTED BUSH



KT225.01066

KT.21120156

NUT



KT225.01067

KT.21120156

SLOTTED SET



KT225.01068

KT.66248064

ECCENTRIC ARM BUSH



KT225.01069

KT.04100131

**CRANK BUSH
(45x50x35)**



KT225.01070

KT.21120137

**ECCENTRIC BEARING STEEL
BUSH 20x25x38,5 mm**



KT225.01071

KT.21120126

WEDGE



KT225.01072

KT.21120121

BELT TENSION



DOUBLE ACTION SICKLE BAR MOWER



KT225.01073

KT.21030027

RUBBER BLOCKS



KT225.01074

KT.66248064

PLASTIC BUSH



KT225.01075

KT.21120127

NUT



KT225.01076

KT.04010362

**ECCENTRIC BEARING
(HK2538)**



KT225.01077

KT.04010363

**CRANK BEARING
(HK5025)**



KT225.01078

KT.20100504

PIN 16x42 mm



KT225.01079

KT.20100035

PIN 18x110 mm



KT225.01080

KT.20100047

PIN 22x130 mm



KT225.01081

KT.20100115

PIN 22x160 mm



KT225.01082

KT.08011931

PTO SHAFT



KT225.01083

KT.06010240


BELT 17x2300 mm



KT225.01084

KT.02250519

6x13 mm



BST MOWER



Konatti
Mower Machinery & Parts



KT235.01001

KT.344322

UNDER KNIFE



KT235.01002

KT.344151

UNDER KNIFE



KT235.01003

KT.384006297

KNIFE GUIDE ARM



KT235.01004

KT.384007597

KNIFE GUIDE ARM



KT235.01005

KT.384009091

KNIFE GUIDE ARM LOWER



KT235.01006

KT.384007491

LOWER PRESSURE SHEET



KT235.01007

KT.384007191

UPPER PRESSURE SHEET



KT235.01008

SLIDE SHEET



KT235.01009

KT.384007491/KT.384007191

LOWER AND UPPER PRESSURE SHEET



KT235.01010

KT.384008001

BEARING SHEET RIGHT



KT235.01011

KT.384008001

BEARING SHEET LEFT



KT235.01012

BAR BEARING



KT235.01013

KT.191223202

LEVER



KT235.01014

HK.191221401

ECCENTRIC HINGE



KT235.01015

HK.191221301

ECCENTRIC HINGE



KT235.01016

ECCENTRIC BEARING



KT235.01017

KT.191220002

SHAFT



KT235.01018

KT.191123494

COMPLETE PIN



KT235.01019

SHAFT



KT235.01020

PIN



KT235.01021

KT.191223003

LEVER ARM



KT235.01022

KT.644000122

BALL JOINT



KT235.01023

KT.644000131

BALL JOINT



KT235.01024

TJ.10270202/ KT.191220104

**GROOVE DRIVING PULLEY
SMALL**



KT235.01025

GROOVE DRIVING PULLEY
LARGE



KT235.01026

KT.191220301

ECCENTRIC CONNECTION
ROD LEFT



KT235.01027

KT.191220302

ECCENTRIC CONNECTION
ROD RIGHT



KT235.01028

COVER



KT235.01029

RING



KT235.01030

WASHER



KT235.01031

WASHER



KT235.01032

COVER



KT235.01033

COVER



KT235.01034

ECCENTRIC BUSH



KT235.01035

KT.381021091

EXTERNAL SLIDE



KT235.01036

KT.380014793

INTERNAL SLIDE



KT235.01037

KT.381001391

OUTER BAR SUPPORT



KT235.01038

KT.584005301

**INTERNAL SECTION
BLADEHEAD SHORT**



KT235.01039

KT.3450770

**INTERNAL SECTION
BLADEHEAD LONG**



KT235.01040

KT.584005201

FORGED SECTION BLADEHEAD



KT235.01041

KT.5460/70-05541

**ROD SECTION 150 cm
(20/21 BLADES)**



KT235.01042

KT.5460/70-05551

**ROD SECTION 170 cm
(22/23 BLADES)**



KT235.01043

KT.5460/70-05563

**ROD SECTION 190 cm
(25/26 BLADES)**



KT235.01044

KT.5460/70-05571

**ROD SECTION 225 cm
(30/31 BLADES)**



KT235.01045

KT.546705541

**UPPER CUTTING BLADE
COMPLETE/ (20 BLADES)**



KT235.01046

KT.546705552

**UPPER CUTTING BLADE
COMPLETE/ (22 BLADES)**



KT235.01047

KT.546705561

**UPPER CUTTING BLADE
COMPLETE/ (25 BLADES)**



KT235.01048

KT.546705571

**UPPER CUTTING BLADE
COMPLETE/ (30 BLADES)**



KT235.01049

KT.547705541

**LOWER CUTTING BLADE
COMPLETE/ (21 BLADES)**



KT235.01050

KT.547705501

**LOWER BLADE
COMPLETE/ (23 BLADES)**



KT235.01051

KT.547705561

**LOWER CUTTING BLADE
COMPLETE/ (26 BLADES)**



KT235.01052

KT.547705571

**LOWER CUTTING BLADE
COMPLETE/ (31 BLADES)**



KT235.01053

KT.547705541

BAR MT.



KT235.01054

T.380005091/KT.380014191

HINGE



KT235.01055

PIPE



KT235.01056

PTO SUPPORTER



KT235.01057

3RD POINT FRAME



KT235.01058

SUPPORT ARM



KT235.01059

MAIN CHASSIS



KT235.01060

PROTECTION CASE



KT235.01061

TENSIONER MECHANISM



KT235.01062

SLIDING ROD



KT235.01063

FORK FOR TRIP/ TIE-ROD



KT235.01064

SUPPORT BAR



KT235.01065

**SPRING
8x160 mm**



KT235.01066

TOW PIN



KT235.01067

PIN



KT235.01068

10x60 mm



KT235.01069

10x40 mm



KT235.01070

62x35x10 mm



KT235.01071

PIPE PIN



KT235.01072

PTO SHAFT



KT235.01073

BELT 17x2300 mm



KT235.01074

RIVET 5x13 mm


KT.615KVL



KT235.01075

RIVET 5x18 mm





SPR MOWER



Konatti
Mower Machinery & Parts



KT245.01001

KT.088

DOUBLE FINGER



KT245.01002

KT.14282

LOWER DOUBLE BLADE GUIDE



KT245.01003

KT.14285

UPPER DOUBLE BLADE GUIDE



KT245.01004

KT.14294/1

INTERNAL SECTION
BLADEHEAD



KT245.01005

KT.017A/1

EXT.COMPLETE TOOTH
BLADEHEAD



KT245.01006

KT.14293

OUTER BAR SUPPORT



KT245.01007

KT.8265

EXTERNAL SLIDE



KT245.01008

KT.024

INTERNAL SLIDE



KT245.01009

KT.145535

ROD SECTION
167 cm (22 BLADES)



KT245.01010

KT.145532

ROD SECTION
182 cm (24 BLADES)



KT245.01011

KT.145536

ROD SECTION
197 cm (26 BLADES)



KT245.01012

KT.145533

ROD SECTION
212 cm (28 BLADES)



KT245.01013

KT.14670

KNIFE



KT245.01014

KT.14504

**COMPLETE RIB. TOOTH BLADE
167cm(11 TOOTH)**



KT245.01015

KT.14502

**COMPLETE RIB. TOOTH BLADE
182 cm(12 TOOTH)**



KT245.01016

KT.14505

**COMPLETE RIB. TOOTH BLADE
197 cm(13 TOOTH)**



KT245.01017

KT.14503

**COMPLETE RIB. TOOTH BLADE
212 cm(14 TOOTH)**



KT245.01018

KT.017B/167

**ROD SECTION
MT. 167 cm**



KT245.01019

KT.017B/182

**ROD SECTION
MT. 182 cm**



KT245.01020

KT.017B/197

**ROD SECTION
MT. 197 cm**



KT245.01021

KT.017B/212

**ROD SECTION
MT. 212 cm**



KT245.01022

KT.14514

**CUTTING BLADE
MT. 167 cm**



KT245.01023

KT.14512

**CUTTING BLADE
MT. 182 cm**



KT245.01024

KT.14515

**CUTTING BLADE
MT. 197 cm**



KT245.01025

KT.14513

CUTTING BLADE
MT. 212 cm



KT245.01026

KT.14319

3 HOLES UPPER PRESSURE



KT245.01027

KT.14336

LOWER PRESSURE



KT245.01028

KT.14283

UPPER PRESSURE



KT245.01029

KT.14524

BAR MT. 167 cm



KT245.01030

KT.14522

BAR MT. 182 cm



KT245.01031

KT.14525

BAR MT. 197 cm



KT245.01032

KT.14523

BAR MT. 212 cm



KT245.01033

HINGE



KT245.01034

ECCENTRIC ARM



KT245.01035

PTO SUPPORT



KT245.01036

ECCENTRIC ARM SET



KT245.01037

ECCENTRIC ARM CONNECTION KIT



KT245.01038

ECCENTRIC ARM CONNECTION



KT245.01039

MECHANISM ARM



KT245.01040

SLIDING ROD



KT245.01041

SUPPORTER ARM



KT245.01042

CENTRAL ARM



KT245.01043

INNER PROTECTION CASE



KT245.01044

OUTER PROTECTION CASE



KT245.01045

SWATHBOARD - ASSY.



KT245.01046

PROTECTION COVER



KT245.01047

J SUPPORTER BAR



KT245.01048

3RD POINT FRAME




KT245.01049

HINGE



KT245.01050

SUPPORTER ARM



KT245.01051

TENSIONER MECHANISM



KT245.01052

TENSION ARM

KT.8178



KT245.01053

TUBE FLANG BEARING



KT245.01054

HINGE SHEET BOLT

KT.8185



KT245.01055

HYDRAULIC TILLER PIN

KT.8191



KT245.01056

SHAFT



KT245.01057

ECCENTRIC SHAFT



KT245.01058

ECCENTRIC ARM PIN



KT245.01059

CONICAL PIN



KT245.01060

HINGE PIN



KT245.01061

KT.8144

**GROOVE DRIVING
PULLEY SMALL**



KT245.01062

**GROOVE DRIVING
PULLEY LARGE**



KT245.01063

KT.021

PLASTIC BUSH



KT245.01064

KT.14199

PTO PROTECTION HOUS



KT245.01065

KT.095

**ECCENTRIC ARM BEARING
HK4020**



KT245.01066

**ECCENTRIC ARM BEARING
HK3026**



KT245.01067

KT.097/A

**ECCENTRIC ARM BEARING
NA69-32**



KT245.01068

**ECCENTRIC ARM BEARING
NU2210**



KT245.01069

KT.81656

BEARING



KT245.01070

BASE SUPPORT BAR



KT245.01071

SUPPORT BAR



KT245.01072

PTO SHAFT



KT245.01073

BELT 17x2300 mm



KT245.01074

RIVET 5x13 mm



KT245.01075

RIVET 5x17 mm



KT245.01076

RIVET 5x20 mm



KT245.01077

KNIFE HEAD BOLT

KT.8114



KT245.01078

KNIFE HEAD BOLT SMALL


KT.8119



KT245.01079

BOLT

KT.8267





REPAPER BINDER MACHINE



Konatti
Mower Machinery & Parts



REPAPER BINDER MACHINE



KT335.01001

KT.59240241

SHUTTLE COMPLETE



KT335.01002

KT.51140230

SHUTTLE CHASSIS



KT335.01003

KT.59040232

PLIERS



KT335.01004

KT.52340253

**ROPE HOLDER
WHELL PRINT HOLDER**



KT335.01005

KT.51340254

**ROPE HOLDER
WHELL PRESSURE**



KT335.01006

KT.52440250

MIRROR



KT335.01007

KT.56340247

MIRROR SHAFT (MILE)



KT335.01008

KT.53240252

ROPE HOLDER GUIDE BOW



KT335.01009

KT.51240260

PLIERS PRINT



KT335.01010

KT.51540231

PLIERS THESHOLD



KT335.01011

KT.51340240

PLIERS INCITEMENT GEAR



KT335.01012

KT.51340246

MIRROR INCITEMENT GEAR



KT335.01013

KT.58040268

ROPE CUTTING KNIFE



KT335.01014

KT.58040261

PLIERS PRINT BOW 3x35 mm



KT335.01015

KT.58040257

**ROPE HOLDER
THIS BOW 3x55 mm**



KT335.01016

KT.58040256

**ROPE HOLDER
THIS BOW 4x60 mm**



KT335.01017

KT.51140264

DISK GEAR (DISH GEAR)



KT335.01018

KT.52440275

LEFT-HAND THREAD PERNO



KT335.01019

KT.52140103

**AUTOMATIC
LATCH LARGE SIZE**



KT335.01020

KT.52140100

**AUTOMATIC
LATCH MEDIUM SIZE**



KT335.01021

KT.52141765

**AUTOMATIC
LATCH SMALL SIZE**



KT335.01022

KT.59040211

NEEDLE



KT335.01023

KT.59027622

DOUBLE FINGER LARGE



KT335.01024

KT.58020207

DOUBLE FINGER NARROW



REPAPER BINDER MACHINE



KT335.01025

KT.58002466

KNIFE



KT335.01026

KT.52340420

INFINITIVE HEAD



KT335.01027

KT.59040415

**COMPLETE KNIFE WITH
19 KNIFE**



KT335.01028

KT.56140424

TOP PLATE - (R) - (L)



KT335.01029

KT.56140419

TOP PLATE - (R) - (L)



KT335.01030

KT.52302845

L RIGHT LOWER PLATE



KT335.01031

KT.52302846

L LEFT LOWER PALATE



KT335.01032

KT.58040416

**INFINITIVE PERFORATED FOR
19 KNIFE**



KT335.01033

KT.56341598

**INFINITIVE GUIDE
140 cm**



KT335.01034

KT.56341598

INFINITIVE GUIDE



KT335.01035

KT.59041592

CONERPIECE 140 cm



KT335.01036

KT.52340421

**DOUBLE 38 mm
PERFORATED PRINT**



KT335.01037

KT.52302824

**DOUBLE 50.8 mm
PERFORATED PRINT**



KT335.01038

KT.52340423

ONE PERFORATED PRINT



KT335.01039

KT.52302828

NAIL PRINTING



KT335.01040

KT.52440438

**KNIFE MOTION
ARM PEAK CHOCK**



KT335.01041

KT.53140300

**TOP BUNCH
REMOVER (CASTING)**



KT335.01042

KT.53140299

**LOWER BUNCH
REMOVER (CASTING)**



KT335.01043

KT.53140535

**RIGHT THE INCITEMENT ARM
(CASTING)**



KT335.01044

KT.53140511

**LEFT THE INCITEMENT ARM
(CASTING)**



KT335.01045

KT.53240130

NEEDLE INCITEMENT ARM



KT335.01046

KT.59040216

NEEDLE CARRIER



KT335.01047

KT.59040295

**SHUTTLE
COPRIER ALUMINYUM**



KT335.01048

KT.53141337

**BUNCH
RETAINER ALUMINUM**



REPAPER BINDER MACHINE



KT335.01049

KT.59040019

MAIN BODY ALUMINUM



KT335.01050

KT.59240074

**CRANK BALL
BEARING CAMPANE**



KT335.01051

KT.53140562

NEEDLE HIVE



KT335.01052

KT.53140561

SHUTTLE HIVE



KT335.01053

KT.59027008

GEAR BOX



KT335.01054

KT.59027018

GEAR BOX OF COVER



KT335.01055

KT.59040308

**BUNCH REMOVER
IRON MECHANISM**



KT335.01056

KT.59041000

**RIGHT TOP PICKER
WITH HAND**



KT335.01057

KT.59041026

**LEFT TOP PICKER
WITH HAND**



KT335.01058

KT.59041032

**RIGHT LOWER PICKER
WITH HAND 140 cm**



KT335.01059

KT.59041031

**LEFT LOWER PICKER
WITH HAND 140 cm**



KT335.01060

KT.59040065

DIAMETER 26 cm PULLEY



KT335.01061

KT.59040066

DIAMETER 24 cm PULLEY



KT335.01062

KT.59041175

BINDER MOTION PULLEY



KT335.01063

KT.59040321

ROPE THE BOX COVER



KT335.01064

**SHEET PULLEY LEAF
(IMPERFOATE)**



KT335.01065

KT.56140719

**SHEET PULLEY LEAF
(PERFORETED)**



KT335.01066

KT.59002611

**SHEET IRON
PULLEY MOUNTING**



KT335.01067

KT.59027006

**CASTING PULLEY
DIAMETER 25 cm**



KT335.01068

KT.59040318

ROPE THE BOX



KT335.01069

KT.59041072

Z ARM TRIANGLE



KT335.01070

KT.59040294

RIGHT POLE (HYBRID)



KT335.01071

KT.59040283

LEFT POLE (HYBRID)



KT335.01072

KT.59040284

**SHUTTLE MECHANISM
OF PROTECTIVE IRON**



REPAPER BINDER MACHINE



KT335.01073

KT.56141611

RIGHT BASE SHEET



KT335.01074

KT.56141612

LEFT BASE SHEET (HYBRID)



KT335.01075

KT.56140614

RIGHT FONEHEAD SHEET



KT335.01076

KT.56140613

LEFT FONEHEAD SHEET



KT335.01077

KT.59041270

**BUNCH RETAINER
IRON MECHANISM**



KT335.01078

KT.59040019

CRANKCASE COVER



KT335.01079

KT.59040440

**KNIFE MOTION
ARM PEAK CHOCK**



KT335.01080

KT.59041246

**CRANK WITH
THE RIGHT HAND**



KT335.01081

KT.59041245

**CRANK WITH
THE LEFT HAND**



KT335.01082

KT.59040055

BALL BEARING CRANK



KT335.01083

KT.59240179

AUTOMATIC LATCH-JIMMY



KT335.01084

KT.59040077

NEEDLE SHAFT



KT335.01085

KT.59040087

SHUTTLE SHAFT



KT335.01086

KT.59041054

Z ARM DIAMATER 16 mm



KT335.01087

KT.59041057

U ARM



KT335.01088

KT.52440090

TIGGER THE SHUTTLE SHAFT



KT335.01089

KT.59041067

**CHAIN
TENSIONER MECHANISM**



KT335.01090

KT.55240312

**SHUTTLE
PROTECTIVE SHEET IRON**



KT335.01091

KT.59040219

RIGHT NASAL PIPE



KT335.01092

KT.59040228

LEFT NASAL PIPE



KT335.01093

KT.59015054

MEDIUM PER ARM



KT335.01094

KT.52340204

WEDGE



KT335.01095

KT.58040072

M 10 STUD



KT335.01096

KT.59040035

WONDERER GEAR Z 15



REPAPER BINDER MACHINE



KT335.01097

KT.59040326

**CHAIN INCITEMENT
CHAIN GEAR FOR HAND Z 36**



KT335.01098

KT.52340045

CHAIN TENSIONER SCSSORS



KT335.01099

KT.59040096

**SHUTTLE
INCITEMENT CHAIN GEAR - Z 36**



KT335.01100

KT.59027002

1/2 - Z 26 TOOTH GEAR



KT335.01101

KT.59027004

1/2 13 TOOTH GEAR



KT335.01102

KT.59003531

**5/8 20 THOOT
6202 BALL BEARING**



KT335.01103

KT.59003535

5/8 - Z 20 TOOTH GEAR



KT335.01104

KT.59003534

**5/8 20 TOOTH
6203 BALL BEARING GEAR**



KT335.01105

KT.59027048

**GEAR BOX Z 15 TOOTH
CONICAL GEAR**



KT335.01106

KT.59027058

**GEAR BOX Z 20 TOOTH
CONICAL GEAR**



KT335.01107

KT.59002601

PF SHEET THE BED PF 204



KT335.01108

KT.59003600

UC 204 BALL BEARING



KT335.01109

KT.37131170

1203 BALL BEARING



KT335.01110

KT.59003820

**1/2 CHAIN
TENSIONER SCISSORS**



KT335.01111

KT.54140444

THREE-HALE YELLOW



KT335.01112

KT.56140446

**THREE-PERFORETED
YELLOW**



KT335.01113

KT.53240070

CAMPANE SEATING



KT335.01114

KT.57140125

**NEEDLE SHAFT
HOROSCOPE TOP**



KT335.01115

KT.56140018

**AUTOMATIC LATCH
SHAFT HOROSCOPE TOP**



KT335.01116

KT.57140126

NEEDLE SHAFT LOWER



KT335.01117

KT.57140004

SHUTTLE SHAFT LOWER



KT335.01118

KT.56140018

Z ARM BURSHING



KT335.01119

KT.57140016

BURSH



KT335.01120

KT.59240547

STEET GREASE



REPAPER BINDER MACHINE



KT335.01121

KT.56140018

**Z ARM BUSHING
DIAMETER 16 mm**



KT335.01122

KT.57140003

**SHUTTLE SHAFT
TOP BUSHING**



KT335.01123

KT.30000001

GREAS 10 METRIC



KT335.01124

KT.55240644

RIGHT NASAL SHEET 140 cm



KT335.01125

KT.55240643

LEFT NASAL SHEET



KT335.01126

KT.59040621

**RIGHT UPPER
CONSERVATION SHEET 140 cm**



KT335.01127

KT.59040621

SHEET



KT335.01128

KT.55240620

140 CM LEFT UPPER CONSERVATION SHEET



KT335.01129

KT.56340278

LAMA BOW (LONG)



KT335.01130

KT.56140054

THREE-HALE SHEET



KT335.01131

KT.56140433

SHEET BELLOWS



KT335.01132

KT.59040332

ROPE BOX PRINT



KT335.01133

KT.59041163

**TRAPEZODIMECK
PULLEY THE PIN**



KT335.01134

KT.59027038

THERADED BOX SHERT



KT335.01135

KT.59003825

DIAMETER MILE 20 mm



KT335.01136

KT.59027028

**THREADED BOX
FREZE THE MILE**



KT335.01137

KT.10011235

AUTOMATIC INSURANCE



KT335.01138

KT.59002600

SHAFT



KT335.01139

KT.54140508

**BUSHING WITH HAND
(OLD VERSION)**



KT335.01140

KT.55240108

**BUSHING WITH HAND
(NEW VERSION)**



KT335.01141

KT.55140435

BELLOWS TIRE



KT335.01142

KT.55240274

HARD PLASTIC BUSHING



KT335.01143

KT.59040106

AUTOMATIC LATCH CHOCK



KT335.01144

KT.55241243

CRANK DUST FELT



KT335.01145

KT.55140338

CRANK DUST BUSHING



KT335.01146

KT.59015056

FLANGED BED BUSHING



KT335.01147

KT.55240447

PLASTIC BELLOWS



KT335.01148

KT.58040637

ROPE GUIDES + SHEED



KT335.01149

KT.58041272

BUNCH RETAINER BOW



KT335.01150

KT.58040091

**SHUTTLE TRIGGER
BOW 2x80 mm**



KT335.01151

KT.58040101

**AUTOMATIC LATCH
SPRING 3x140 mm**



KT335.01152

KT.58040031

**CHAIN TENSIONER BOW
5x170 mm**



KT335.01153

KT.59035707

**CHAIN TENSIONER BOW
4x110 mm**



KT335.01154

KT.59015053

**SUSPENSION BOW
16x320 mm**



KT335.01155

SPRING 7x95 mm



KT335.01156

SPRING 2x165 mm



KT335.01157

SPRING 2x150 mm



KT335.01158

KT.59002572

**PUDS CHAIN 1
2 76**



KT335.01159

KT.59003005

**PODS EARED
CHAIN 2050 - 127**



KT335.01160

KT.36110162

**PLATE CHAIN
5/8x6,5 mm (162 PODS)**



KT335.01161

KT.3611162

**CHAIN LOCKA 5
8x6,5 mm**



KT335.01162

KT.59025720

**CHAIN LOCK 1
2**



KT335.01163

KT.59030052

CHAIN LOCK 2050



KT335.01164

KT.59013005

CHAIN EAR



KT335.01165

KT.56141271

**BUNCH RETAINER IRON
MECHANISM SHEET**



KT335.01166

KT.55140154

**BUNCH RETAINER
TIRE CHOCK**



KT335.01167

KT.59040050

**SELF ENGINE REAPER - BINDER
SLED SHEED IRON**



KT335.01168

KT.59015055

FLANGED BED



REPAPER BINDER MACHINE



KT335.01169

KT.59004520

STEEL SHEED IRON



KT335.01170

KT.59041197

**622 REAPER -BINDER
LINK ARM LIFT**



KT335.01171

KT.59001500

TRIANGLE CHECK



KT335.01172

KT.59002500

CHASSIS 140 cm



KT335.01173

KT.59002594

THROAD SHEET IRON



KT335.01174

KT.59030053

CHAIN STED



KT335.01175

KT.59003504

CONVEYOR



KT335.01176

KT.59000010

CONVEYOR THE COMPLETE



KT335.01177

KT.59001535

PIN PULL



KT335.01178

KT.59027068

**THERADED BOX OF FELT
25x47x7 mm**



KT335.01179

KT.59027078

**THERADED BOX OF FELT
35x47x7 mm**



KT335.01180

KT.59003300

V BELT 3300



KT335.01181

KT.59002150

V BELT 2150



KT335.01182

KT.59003950

V BELT 3950



KT335.01183

PTO SHAFT



KT335.01184

BELT 17x2300 mm



KT335.01185

KT.33112530


RIVET 5x13 mm



KT335.01186

KT.33112531

RIVET 5x20 mm





BCS MOWER



Konatti
Mower Machinery & Parts



KT350.01001

KT.58002466

KNIFE



KT350.01002

KT.59027622

DOUBLE FINGER NARROW



KT350.01003

KT.59027624

DOUBLE FINGER LARGE



KT350.01004

SUPPORTER



KT350.01005

DOUBLE HOLES SUPPORTER



KT350.01006

ROD SECTION HEAD



KT350.01007

KT.52302828

UPPER GUIDE



KT350.01008

KT.52302823

SINGLE HOLE UPPER GUIDE



KT350.01009

KT.52302824

DOUBLE HOLES GUIDE



KT350.01010

KT.56320685

UPPER BLADE GUIDE



KT350.01011

KT.52320494

SECTION BLADE HEAD



KT350.01012

KT.59020688

**COMPLETE BLADE SECTION
19' KNIVES**



KT350.01013

KT.58002465

**BLADE ROD SECTION
19' KNIFES**



KT350.01014

KT.56302709

**BLADE ROD SECTION
SUPPORTER**



KT350.01015

KT.52302825

GUIDE (L)



KT350.01016

KT.56102829

GUIDE (R)



KT350.01017

KT.59002817

RING BURSH



KT350.01018

KT.59002707

IRON ARM



KT350.01019

KT.59290025

PLASTIC ARM



KT350.01020

KT.56102512

BURSH



KT350.01021

KT.58002430

SPRING



KT350.01022

KT.56102394

BURSH



KT350.01023

KT.56202514

BURSH



KT350.01024

KT.52302815

HEAD CHASSIS



KT350.01025

KT.56402424

HEAD CHASSIS PIN



KT350.01026

KT.56302856

STEEL WASHER



KT350.01027

KT.55102581

WASHER



KT350.01028

KT.59290060

FRONT SET



KT350.01029

KT.59020827

FRONT



KT350.01030

KT.59290060

HOUSING



KT350.01031

KT.55102908

FELT



KT350.01032

KT.56102868

BEARING BURSH



KT350.01033

KT.59290019

HANGER ARM



KT350.01034

KT.30010140

HANGER ARM BURSH



KT350.01035

KT.54120248

**CHASSIS CONNECTION ARM
WHEEL COVER**



KT350.01036

KT.54102905

HOUSING



KT350.01037

KT.54102872

HOUSING



KT350.01038

KT.52202874

HOUSING



KT350.01039

KT.55102875

HOUSING



KT350.01040

KT.59002946

SPERIN



KT350.01041

KT.56120921

CLUTCH AND BRAKE
HANDLE



KT350.01042

KT.58020331

CLUTCH WIRE
OLD MODEL LONG



KT350.01043

KT.58020331

CLUTCH WIRE
NEW MODEL SHORT



KT350.01044

KT.58020402

BRAKE WIRE
OLD MODEL LONG



KT350.01045

KT.58020404

BRAKE WIRE
NEW MODEL SHORT (R)



KT350.01046

KT.58020406

BRAKE WIRE
NEW MODEL SHORT (L)



KT350.01047

KT.58020347

THROTTLE WIRE
OLD MODEL LONG



KT350.01048

KT.58020347

THROTTLE WIRE
OLD MODEL SHORT



KT350.01049

KT.55220363

BRAKE WIRE REEL PLASTIC



KT350.01050

KT.56120466

BRAKE ASSEMBLY



KT350.01051

KT.58002538

GAS GRADE PLASTIC



KT350.01052

KT.53120267

GEAR LEVER



KT350.01053

KT.59041353

**FRONT WHEEL LEFT
600x16 mm**



KT350.01054

KT.539114519

**FRONT TIRE
450x19 mm**



KT350.01055

KT.39414008

**6 PLY TIRE
400x8 mm**



KT350.01056

KT.39221203

**6 PLY TIRE
400x12 mm**



KT350.01057

KT.39421203

**INNER TUBE
400x12 mm**



KT350.01058

KT.39414008

**TIRE WHEEL COMPLETE
400x8 mm**



KT350.01059

KT.59203000

**TIRE WHEEL
COMPLETE**



KT350.01060

KT.56102035

**REAR WHEEL SHAFT
WITH NUT**



KT350.01061

KT.59020188

CLUTCH PRESSURE



KT350.01062

KT.56320170

CLUTCH PRESSURE WASHER



KT350.01063

KT.59002426

CLUTCH PADS



KT350.01064

KT.56102305

CLUTCH MIRROR



KT350.01065

KT.56320339

KNIFE MOVEMENT SHEET



KT350.01066

KT.56120007

CLUTCH SHAFT



KT350.01067

KT.59002311

HOUSING



KT350.01068

KT.37111100

BEARING



KT350.01069

KT.58002477

DOUBLE FINGRE
NARROW PATTERN



KT350.01070

KT.58002355

DOUBLE FINGRE
LARGE PATTERN



KT350.01071

KT.59002898

SLIDE LEFT



KT350.01072

KT.59002897

SLIDE RIGHT



KT350.01073

KT.59220657

PLASTIC WING LEFT



KT350.01074

KT.59220655

PLASTIC WING RIGHT



KT350.01075

KT.58002306

CLUTCH SPRING



KT350.01076

KT.58020137

SPRING



KT350.01077

KT.51202850

OIL BLOKER



KT350.01078

KT.30000001

GLESSORS



KT350.01079

KT.59025065

COMPLETE SEAT



KT350.01080

KT.56420975

GEAR



KT350.01081

KT.56320280

SHAFT



KT350.01082

KT.59290189

SLEEVE



KT350.01083

KT.59020110

TABLE CONNECTION INSIDE PIPE



KT350.01084

KT.59021134

MOWER MOUTH



KT350.01085

HYDRAULIC GASKET



KT350.01086

KT.55219338

SINGLE FORK PEDAL PLASTIC



KT350.01087

KT.55220208

TOOL BOX COVER



KT350.01088

KT.59002849

HEAD PIPE



KT350.01089

KT.53120480

HAND BRAKE HANDLE



KT350.01090

KT.59090075

HEAD COMPLETE



KT350.01091

KT.55202863

STEERING HANDLE WOODEN



KT350.01092

KT.53120006

CLUTCH SPRAY BEARING HOUSING



KT350.01093

BALL COVER



KT350.01094

KT.59002069

SEAT LINK RAIL



KT350.01095

KT.59021148

TAPAN HANGER ARM



KT350.01096

KT.59290255

TAPAN HANGER LEFT ARM



KT350.01097

KT.53220244

**CHASSIS CONNECTION ARM
WHEEL COVER ALUMINUM**



KT350.01098

KT.58002538

GAS GRADE METAL



KT350.01099

ALUMINUM HOUSING



KT350.01100

KT.52421037

SHAFT



KT350.01101

GEAR



KT350.01102

KT.53121034

SOCKET POLE COVER



KT350.01103

FORK TIE CORRUGATED



KT350.01104

KT.54122020

BURSH



KT350.01105

KT.59026700

**FORK BODY CONNECTION
WITHOUT SHAFT**



KT350.01106

**CLUTCH SOCKET POLE
SAFETY TRIGGER**



KT350.01107

KT.51221115

CLUTCH SOCKET TRIGGER



KT350.01108

KT.53121114

HOUSING NEW MODEL



KT350.01109

KT.53121114

HOUSING OLD MODEL



KT350.01110

STEERING WHEEL



KT350.01111

CRANK LOWER BEARING



KT350.01112

LEFT PULL BEARING



KT350.01113

RIGHT PULL BEARING



KT350.01114

CLUTCH HANDLE



KT350.01115

BEARING



KT350.01116

PTO SHAFT



KT350.01117

BELT
17x2300 mm



KT350.01118

KT.615KVL

PIN
5x20 mm



KT350.01119

KT.58020401

PIN M10



KT350.01120

KT.31111212

PIN M8



Blank lined area for notes or text.



A large area of the page containing numerous horizontal dotted lines, intended for writing or drawing.



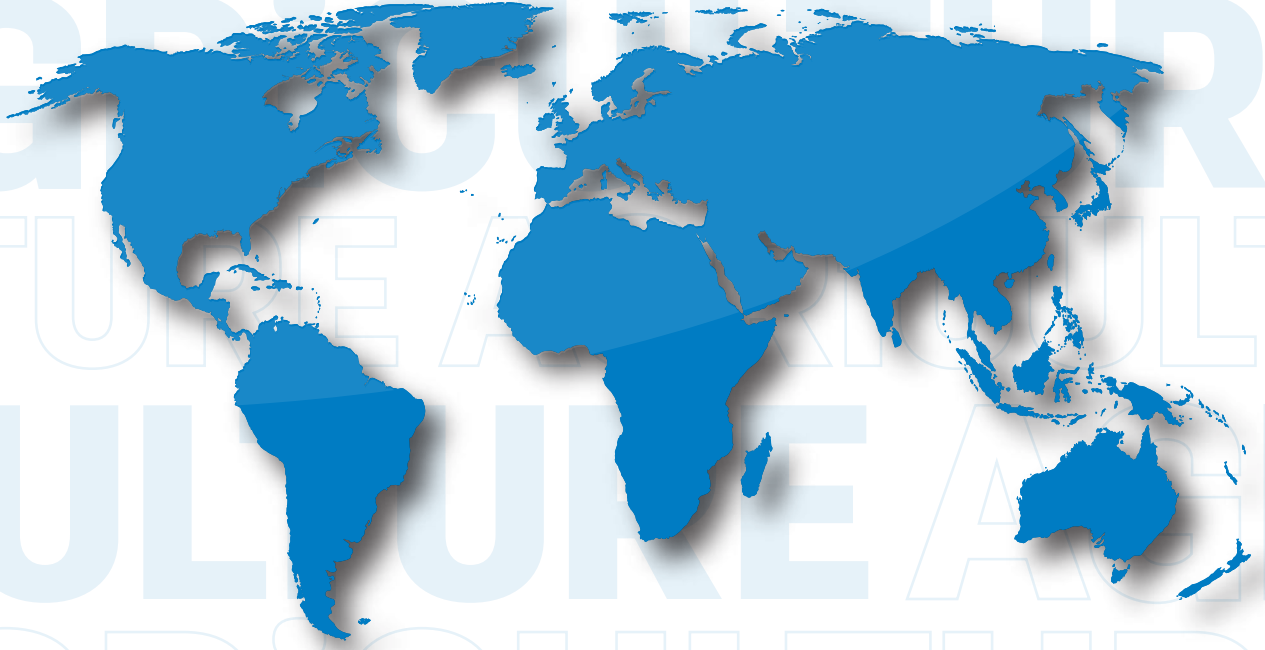
Blank lined area for notes or text.



A large area of the page filled with horizontal dotted lines, intended for writing or drawing.

Konatti

Mower Machinery & Parts



Konatti

Mower Machinery & Parts

KONATTI Mower Machinery & Parts

Fevzi Çakmak Mah. Milenyum Cad. No:17/1

Karatay / KONYA / TURKEY

Tel : +90 332 233 55 43

Fax : +90 332 233 12 72

Gsm 📞 : Youssef ZIDAN (ENG) Tel: +90 (552) 545 42 52

Gsm 📞 : Alser MOHAMMED (AR) Tel: +90 (555) 067 02 52

divayn®
TASARIM
V02.22

TEM TAR

GROUP



www.konatti.com
info@konatti.com